



**CAMPUS**<sup>SM</sup>  
MANAGEMENT



## **SDMS User Manual for Short Term-Home Page**

**PMKVY2.0**

**3<sup>rd</sup> February, 2017**

© 2016 Talisma Corporation Private Ltd., a subsidiary of Campus Management Corp. Campus Management Corp., Campus Management, Talisma, CampusNexus, the Campus Management logo, the CampusNexus logo, and the Talisma logo are trademarks or service marks of Campus Management Corp. and/or its affiliates, and may be registered in the U.S., other countries, or both.

Microsoft, SQL Server, Windows, Windows Server, Internet Explorer, Outlook, Excel, and Hyper-V are either registered trademarks or trademarks of Microsoft Corporation in the United States and/or other countries. Adobe and Captivate are either registered trademarks or trademarks of Adobe Systems Incorporated in the United States and/or other countries.

Information is subject to change.

### **CONFIDENTIALITY NOTICE:**

The information contained in this document is confidential. It is the property of Campus Management Corp. and shall not be used, disclosed or reproduced without the express written consent of Campus Management.

# Table of Contents

- INTRODUCTION.....4**
- HOME.....4**
  - ACCESSING MENUS THROUGH MENU BAR ..... 5
  - ACCESSING MENU THROUGH WIDGETS..... 5
  - NEWS/UPDATE ..... 6
  - PHOTO GALLERY ..... 6
  - LOGOUT ..... 6

## Introduction

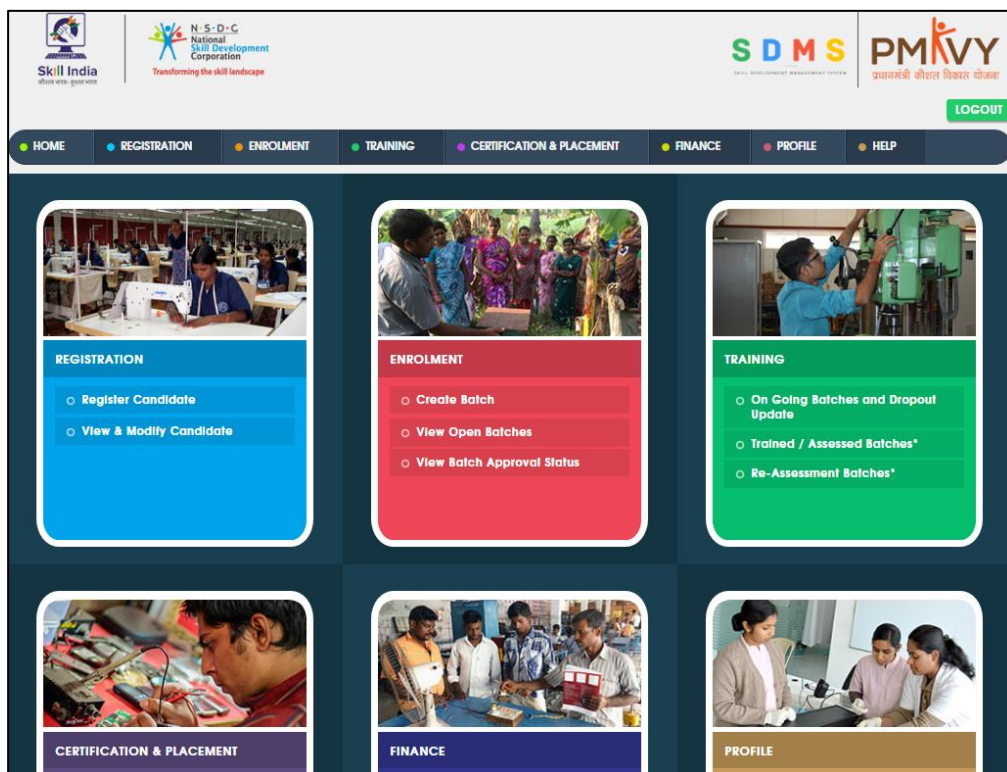
Training Partner (TP) or Training Centre (TC) will be the users to operate the web portal in order to register and enrol the candidates and vice versa.

Description of Home Page.

- Accessing menus through Menu bar
- Accessing menu through Widgets
- News/Updates
- Photo Gallery
- Logout

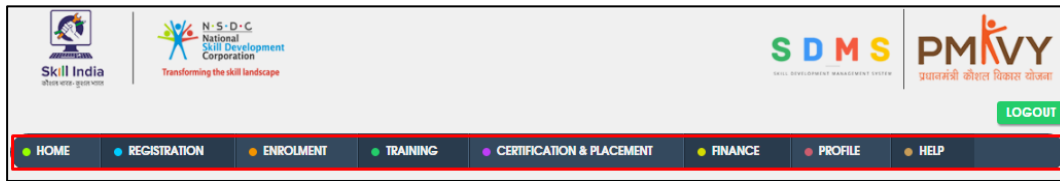
## Home

On logging in, by default home page is displayed.



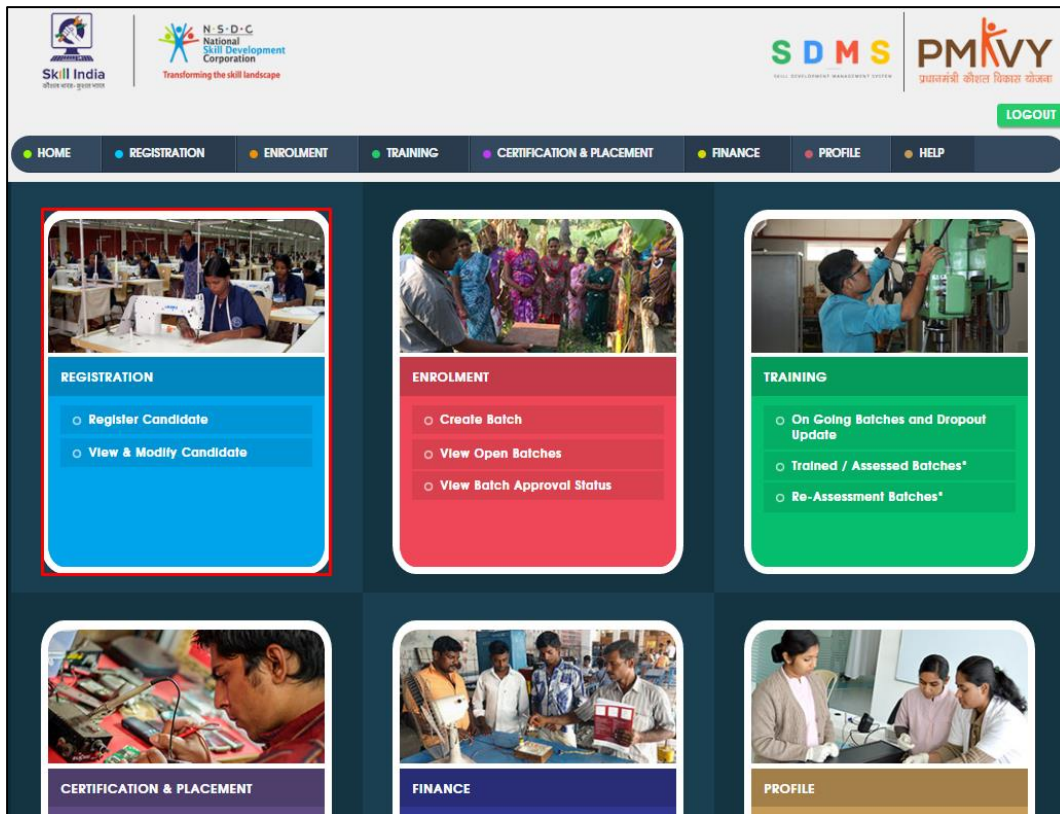
## Accessing menus through Menu bar

Menu bar access of home page.



## Accessing menu through Widgets

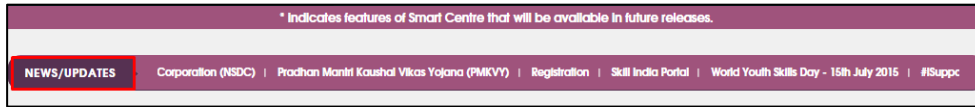
Accessing menu bar through widgets.



**Note:** Sub menu indicated with (\*) indicates, feature will be available in future releases.

## News/Update

Click **News/Update** to get updates from any section.



## Photo Gallery

Click **next/Previous** to watch the photos in Gallery.



## Logout

Click **Logout** which is present at the top right corner will logout successfully from the page.

