

Notice for Training Centres in view of Instructions issued by State Governments/UT Administration due to Corona Virus Outbreak

Date: 18th March 2020

Dear All,

In the wake of outbreak of Corona Virus and cases being reported, many State Governments/ UT Administration have issued advisory to close Private and Government educational institutions till 31st March 2020.

PMKVY Training Partners are advised to comply with the State Government/UT Administration notifications, and in case of any confusion, seek clarification from the Local Administration.

In case the Training Centres are being closed based on Government Advisory, the Training Partners are hereby advised to extend the batches and add blank days during training in SIP. For a detailed instruction on this, please see **Annexure II- User Manuals Due to Blackout Period for Short Term Training** and make necessary updates in Skill India Portal. This facility will be available on SIP for all training centers conducting trainings under PMKVY Short Term Training.

Annexure III- Operational steps for Special Project Implementing Agencies (SPIAs)

It is to be noted as per previous communication, the last date for enrolment of new candidate shall remain 31st March 2020.

Annexure I

(Summarized Government advisories)

SL	State	Date of Notice Issued	Effective From	To
1	Andaman & Nicobar	13-Mar-20	16-Mar-20	28-Mar-20
2	Andhra Pradesh	14-Mar-20	14-Mar-20	31-Mar-20
3	Arunachal Pradesh	16-Mar-20	16-Mar-20	5-Apr-20
4	Assam	15-Mar-20	15-Mar-20	29-Mar-20
5	Bihar	13-Mar-20	13-Mar-20	31-Mar-20
6	Chandigarh	14-Mar-20	14-Mar-20	31-Mar-20
7	Chhattisgarh	12-Mar-20	12-Mar-20	31-Mar-20
8	Dadra & Nagar Haveli	16-Mar-20	16-Mar-20	31-Mar-20
9	Daman & Diu	16-Mar-20	16-Mar-20	31-Mar-20
10	Delhi	12-Mar-20	12-Mar-20	31-Mar-20
11	Goa	16-Mar-20	16-Mar-20	31-Mar-20
12	Gujarat	14-Mar-20	15-Mar-20	29-Mar-20
13	Haryana	16-Mar-20	16-Mar-20	31-Mar-20
14	Himachal Pradesh	14-Mar-20	16-Mar-20	31-Mar-20
15	J&K	16-Mar-20	District wise notification	31-Mar-20
16	Jharkhand	16-Mar-20	16-Mar-20	14-Apr-20
17	Karnataka	13-Mar-20	18-Mar-20	31-Mar-20
18	Kerala	12-Mar-20	12-Mar-20	Till further notice
19	Ladakh	10-Mar-20	10-Mar-20	31-Mar-20
20	Lakshadweep	17-Mar-20	18-Mar-20	31-Mar-20
21	Madhya Pradesh	13-Mar-20	13-Mar-20	Till further notice
22	Maharashtra	14-Mar-20	14-Mar-20	31-Mar-20
23	Manipur	17-Mar-20	17-Mar-20	31-Mar-20
24	Meghalaya	16-Mar-20	17-Mar-20	31-Mar-20
25	Mizoram	16-Mar-20	17-Mar-20	31-Mar-20
26	Nagaland	16-Mar-20	17-Mar-20	12-Apr-20
27	Odisha	13-Mar-20	14-Mar-20	31-Mar-20
28	Puducherry	15-Mar-20	16-Mar-20	31-Mar-20
29	Punjab	14-Mar-20	14-Mar-20	31-Mar-20
30	Rajasthan	17-Mar-20	17-Mar-20	31-Mar-20
31	Sikkim	16-Mar-20	17-Mar-20	15-Apr-20
32	Tamil Nadu	15-Mar-20	15-Mar-20	31-Mar-20
33	Telangana	14-Mar-20	14-Mar-20	31-Mar-20
34	Tripura	16-Mar-20	17-Mar-20	31-Mar-20
35	Uttar Pradesh	13-Mar-20	13-Mar-20	22-Mar-20
36	Uttarakhand	14-Mar-20	14-Mar-20	31-Mar-20
37	West Bengal	14-Mar-20	16-Mar-20	15-Apr-20

Annexure II

(User Manuals Due to Blackout Period for STT)

Steps to extend the batch end date of ongoing batches

TC has to choose the batch and click on the “Edit batch details” option for editing the batch details.

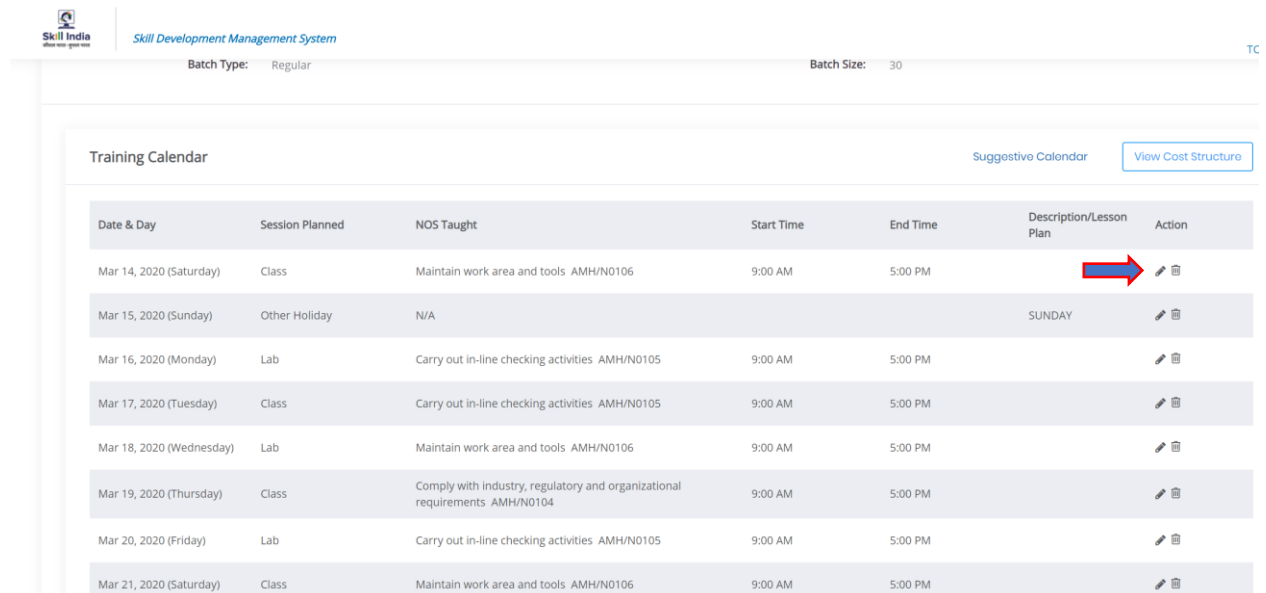
The screenshot shows the Skill Development Management System interface. At the top, there are search filters for Batch Start Date, Batch End Date, Search for Batch ID, and Batch Type. Below this is a table of batches with columns: S.NO., Batch ID/Batch, State, District, Job Role Name, QP Code, Batch Start Date, Batch Type, Batch End Date, Batch Creation Date, Status, and Actions. The 5th batch is highlighted, and its actions menu is open, showing options: View Details, Biometric Attendance, Update Training Calendar, Edit Batch Details (indicated by a red arrow), Change Assessment Date, and Cancel Batch. A red circle highlights the '3 Dots' icon in the Actions column with the text 'Click on 3 Dots to open option'.

On clicking Edit batch details option, below screen will be open for the update. In the below screen, TC can edit Batch End date.

















The screenshot shows the 'Edit Batch Details' form in the Skill Development Management System. The form includes fields for Training Hours Per Day (set to 8), Batch In Time, Batch Out Time, and Batch Slots. The Batch Slots table has one entry with S. No 1, Start Time 9:00 AM, and End Time 5:00 PM. The Batch Start Date is 2020-03-14, and the Batch End Date is 29-04-2020, with a red arrow pointing to it. Below the form are Classroom/Laboratory Details, including Select Classroom (CLASS_9), Select Laboratory, and Select Hybrid.


Earlier, TCs could extend the batch only for 15 days. In wake of this situation, the duration for extension has 30 days have been provided. TCs can extend the batch now for 30 days. Assessment Date will be changed/updated automatically on changing the batch end date.

TC must update the training calendar mandatorily while updating Batch End Date.



The screenshot shows the Skill India Skill Development Management System interface. At the top, it displays "Skill India" and "Skill Development Management System". Below this, it shows "Batch Type: Regular" and "Batch Size: 30". The main content area is titled "Training Calendar" and includes a "Suggestive Calendar" link and a "View Cost Structure" button. The table below lists the training sessions:

Date & Day	Session Planned	NOS Taught	Description/Lesson Plan	Start Time	End Time	Action
Mar 14, 2020 (Saturday)	Class	Maintain work area and tools AMH/N0106		9:00 AM	5:00 PM	 
Mar 15, 2020 (Sunday)	Other Holiday	N/A	SUNDAY			 
Mar 16, 2020 (Monday)	Lab	Carry out in-line checking activities AMH/N0105		9:00 AM	5:00 PM	 
Mar 17, 2020 (Tuesday)	Class	Carry out in-line checking activities AMH/N0105		9:00 AM	5:00 PM	 
Mar 18, 2020 (Wednesday)	Lab	Maintain work area and tools AMH/N0106		9:00 AM	5:00 PM	 
Mar 19, 2020 (Thursday)	Class	Comply with industry, regulatory and organizational requirements AMH/N0104		9:00 AM	5:00 PM	 
Mar 20, 2020 (Friday)	Lab	Carry out in-line checking activities AMH/N0105		9:00 AM	5:00 PM	 
Mar 21, 2020 (Saturday)	Class	Maintain work area and tools AMH/N0106		9:00 AM	5:00 PM	 

On clicking  option, Training calendar will open in editable mode and TC will have to define the training calendar as "Others" under session period for blackout period (Period for which Centres will remain shut due to COVID-19 Virus outbreak).

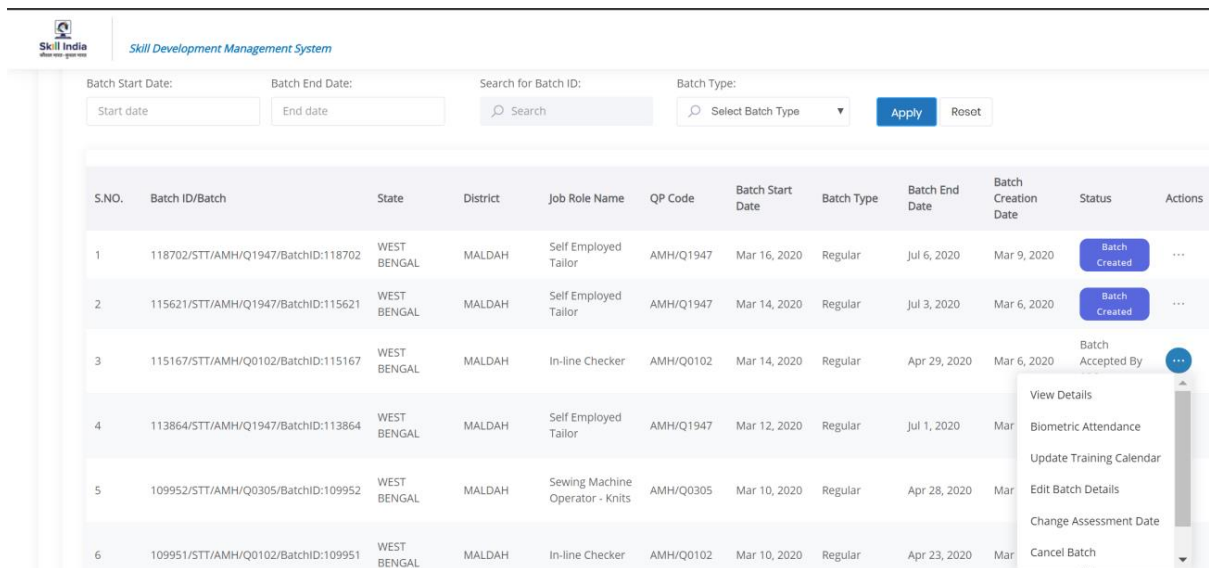
Note - There is no change in T1 compliant modality. In case batches haven't met the attendance criteria, kindly drop the batches and re-enroll the students before 31st March 2020 with flexibility to choose to batch start date.

Annexure III

In case the Special Project Implementing Agency (SPIA) are closing training centers based on Government Advisory, the Training Partners are hereby advised to ***extend the batch end date of all the batches*** which are AEBAS compliant on the day when a hold was put on training. For batches which are non-AEBAS compliant, Training Partners are advised to ***drop the batches and create new batches*** before March 31, 2020.

Steps to extend the batch end date of ongoing batches

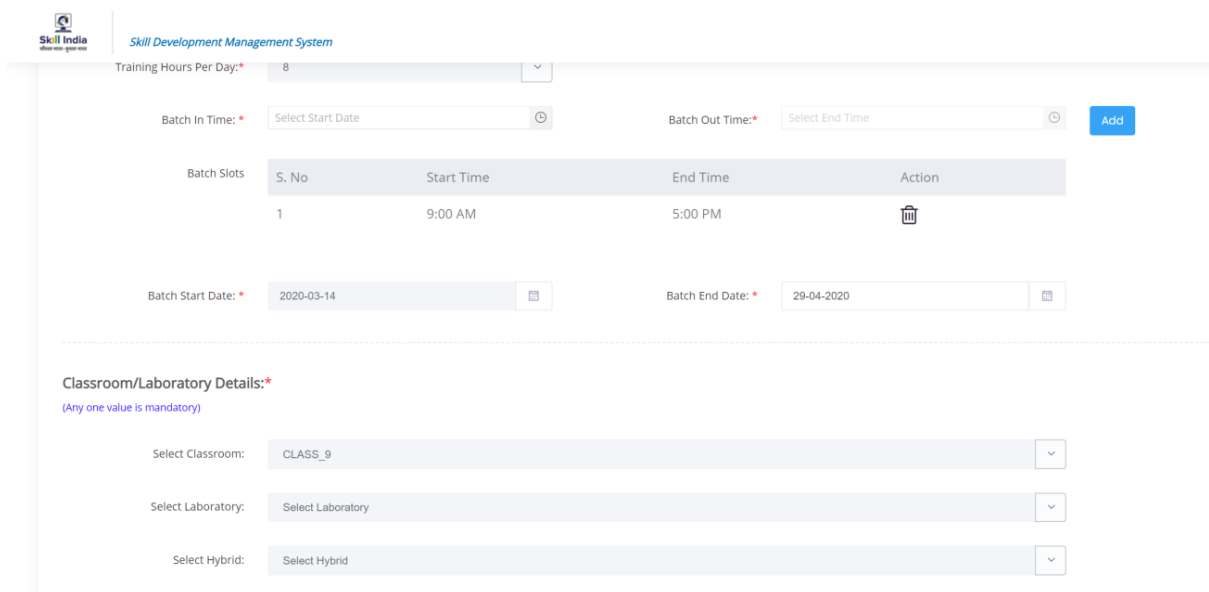
TC has to choose the batch and click on the “Edit batch details” option for editing the batch details.



The screenshot shows the Skill Development Management System interface. At the top, there are search filters for Batch Start Date, Batch End Date, Search for Batch ID, and Batch Type. Below this is a table with columns: S.NO., Batch ID/Batch, State, District, Job Role Name, QP Code, Batch Start Date, Batch Type, Batch End Date, Batch Creation Date, Status, and Actions. The table contains 6 rows of data. The 5th row is selected, and a dropdown menu is open over the 'Actions' column, showing options: View Details, Biometric Attendance, Update Training Calendar, Edit Batch Details (highlighted), Change Assessment Date, and Cancel Batch.

S.NO.	Batch ID/Batch	State	District	Job Role Name	QP Code	Batch Start Date	Batch Type	Batch End Date	Batch Creation Date	Status	Actions
1	118702/STT/AMH/Q1947/BatchID:118702	WEST BENGAL	MALDAH	Self Employed Tailor	AMH/Q1947	Mar 16, 2020	Regular	Jul 6, 2020	Mar 9, 2020	Batch Created	...
2	115621/STT/AMH/Q1947/BatchID:115621	WEST BENGAL	MALDAH	Self Employed Tailor	AMH/Q1947	Mar 14, 2020	Regular	Jul 3, 2020	Mar 6, 2020	Batch Created	...
3	115167/STT/AMH/Q0102/BatchID:115167	WEST BENGAL	MALDAH	In-line Checker	AMH/Q0102	Mar 14, 2020	Regular	Apr 29, 2020	Mar 6, 2020	Batch Accepted By	...
4	113864/STT/AMH/Q1947/BatchID:113864	WEST BENGAL	MALDAH	Self Employed Tailor	AMH/Q1947	Mar 12, 2020	Regular	Jul 1, 2020	Mar 6, 2020	Batch Accepted By	...
5	109952/STT/AMH/Q0305/BatchID:109952	WEST BENGAL	MALDAH	Sewing Machine Operator - Knits	AMH/Q0305	Mar 10, 2020	Regular	Apr 28, 2020	Mar 6, 2020	Batch Accepted By	...
6	109951/STT/AMH/Q0102/BatchID:109951	WEST BENGAL	MALDAH	In-line Checker	AMH/Q0102	Mar 10, 2020	Regular	Apr 23, 2020	Mar 6, 2020	Batch Accepted By	...

On clicking Edit batch details option, below screen will be open for the update. In the below screen, TC can edit Batch End date.



The screenshot shows the 'Edit Batch Details' form in the Skill Development Management System. At the top, there is a 'Training Hours Per Day' dropdown set to 8. Below this are fields for 'Batch In Time' (with a calendar icon) and 'Batch Out Time' (with a clock icon), followed by an 'Add' button. A table shows 'Batch Slots' with columns: S. No, Start Time, End Time, and Action. The first slot is S. No 1, Start Time 9:00 AM, End Time 5:00 PM, and Action (trash icon). Below the table are fields for 'Batch Start Date' (2020-03-14) and 'Batch End Date' (29-04-2020). At the bottom, there is a section for 'Classroom/Laboratory Details' with a note '(Any one value is mandatory)'. It contains three dropdown menus: 'Select Classroom' (CLASS_9), 'Select Laboratory' (Select Laboratory), and 'Select Hybrid' (Select Hybrid).

Earlier, TCs could extend the batch only for 15 days. In wake of this situation, the duration for extension has 30 days have been provided. TCs can extend the batch now for 30 days. Assessment Date will be changed/updated automatically on changing the batch end date.

Note - There is no change in T1 compliant modality. In case batches haven't met the attendance criteria, kindly drop the batches and re-enroll the students before 31st March 2020 with flexibility to choose to batch start date.